

"A" STREET SOUTH


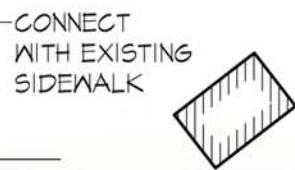
2.04 ACRES
 IMPERVIOUS AREA: APPROX 56%
 TAX LOT ID#0619038008

GRAVEL DRIVE L = 194.0'

L = 129.29'

L = 318.25'

SPIKETON ROAD



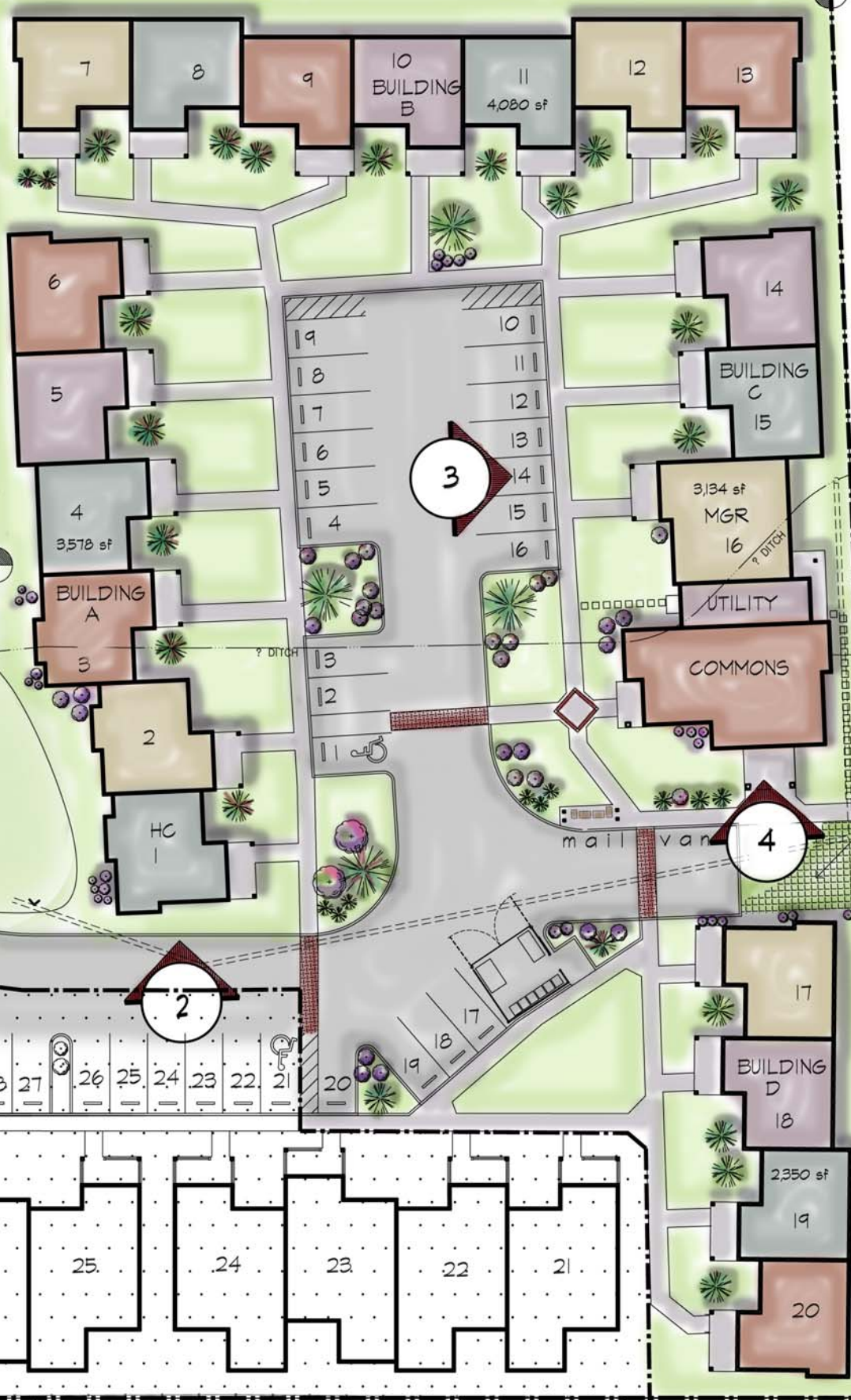
L = 120.10'

L = 90.08'

L = 313.99'

S I T E P L A N

1/16" = 1'-0"



Enumclaw Community Hospital Association
 1450 Battersby Ave
 Enumclaw, WA 98022

WHITE RIVER SENIOR HOUSING
 420 Spiketon Road
 Buckley, Washington

Michael Fancher & Associates
 Architects
 5407 Ballard Avenue NW Seattle, WA 98107
 206.784.4488

AUG 2006